

EMTEK®

ASSA ABLOY

Trim for Swinging Patio Doors

MULTI POINT LOCK TRIM



ASSA ABLOY, the global leader in door opening solutions



Emtek is dedicated to bringing interesting, well made hardware back into American homes. We strive to provide a broad range of products that provide both superior performance and compelling design. The Emtek product line includes door locks, cabinet hardware, bath hardware, hinges, and door accessories.

Founded in 1981, Emtek began by manufacturing specialty hardware products for door manufacturing companies. In the mid 1980's the company began making a limited range of solid brass door levers for specialty hardware dealers in the Los Angeles area. Over the past twenty five years we have broadened our product line and our customer base. Today Emtek has dealers in all fifty states as well as across Canada.

Emtek assembles locksets to order in City of Industry, California. Customers are encouraged to select knobs, levers, and rosettes with styles and finishes that complement their individual decor. Locks are custom assembled and shipped by express service to dealers across North America. Normal lead times are one to two days and most orders are received by dealers within five days.

In this brochure you will find examples of the numerous styles of Multi Point Lock Trims available from Emtek. To see Emtek's complete product offering please visit your local Emtek dealer or our website at **www.emtek.com**.

In 1999 Emtek was acquired by ASSA ABLOY, the largest lock manufacturing company in the world. ASSA ABLOY is headquartered in Stockholm, Sweden, and has operations throughout the world.

Distinctive Hardware for Fine Homes

AVAILABLE FINISHES

For Brass hardware



French Antique
(US7)



Oil Rubbed Bronze
(US10B)



Satin Nickel
(US15)



Pewter
(US15A)



Polished Chrome
(US26)



PVD-Lifetime

For Stainless Steel hardware



Brushed Stainless
Steel (SS)

For Bronze hardware



Deep Burgundy
Patina (DB)



Medium Bronze
Patina (MB)



Flat Black Patina
(FB)



Silver Patina
(SP)

For Wrought Steel hardware



Flat Black
(FB)



Rust
(R)



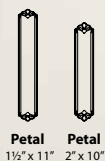
Satin Steel

Traditional Brass



Petal
2" x 10" Plate, Keyed
Lafayette Brass Lever
Pewter (US15A)

Petal
1½" x 11" Plate,
Non-Keyed
Elan Lever
French Antique (US7)



Brass Lever Options (can also use Levers shown on Page 6)



Aireon Lever (A)



Cortina Lever (C)



Elan Lever (EN)



Lafayette Brass Lever
(LB)



Milano Lever (M)



Ribbon & Reed Lever
(RBL)



Rope Lever (RL)



Rustic Lever (R)



Santa Fe Lever (SF)



Turino Lever (T)



Wembley Lever (WM)

Finish Options



US7



US10B



US15



US15A



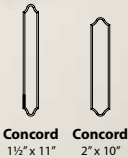
PVD-Lifetime

Traditional Brass



Concord
2" x 10" Plate, Keyed
Cortina Lever
Oil Rubbed Bronze (US10B)

Concord
1½" x 11" Plate, Non-Keyed
Rope Lever
Satin Nickel (US15)



Brass Lever Options *(can also use Levers shown on Page 6)*

- | | | |
|----------------------------|--------------------|---------------------------|
| | | |
| Aireon Lever (A) | Cortina Lever (C) | Elan Lever (EN) |
| | | |
| Lafayette Brass Lever (LB) | Milano Lever (M) | Ribbon & Reed Lever (RBL) |
| | | |
| Rope Lever (RL) | Rustic Lever (R) | Santa Fe Lever (SF) |
| | | |
| Turino Lever (T) | Wembley Lever (WM) | |

Finish Options



Modern Brass



Brass Modern Lever Options (can also use Levers shown on Page 4)



Athena Lever (ATN)



Hercules Lever (HEC)



Helios Lever (HLO)



Luzern Lever (LU)



Sion Lever (SIO)



Basel Lever (BA)



Hercules Black Leather Lever (HBK)



Hermes Lever (HER)



Mercury Lever (MC)



Stuttgart Lever (STU)



Geneva Lever (GV)*



Hercules Brown Leather Lever (HBN)



Kiel Lever (KIE)



Poseidon Lever (POS)



Triton Lever (TRT)

Finish Options



US10B



US15



US26

* For Single Door Application Only.

Stainless Steel



Stainless Steel
1½" x 11" Plate, Non-Keyed
Stuttgart Lever
Stainless Steel (SS)

Stainless Steel
2" x 10" Plate, Keyed
Dresden Lever
Stainless Steel (SS)

Stainless Steel
1½" x 11"

Stainless Steel
2" x 10"

Stainless Steel Lever Options



Achilles Lever (AC)



Ajax Lever (AJ)



Athena Lever (AT)



Cologne Lever (CO)



Dresden Lever (DD)



Hercules Lever (HS)



Hermes Lever (HE)



Kiel Lever (KL)



Poseidon Lever (PO)



Stuttgart Lever (ST)

Finish Option




SS


Sandcast Bronze



Rectangular
1½" x 11" Plate, Non-Keyed
Montrose Lever
Deep Burgundy (DB)

Rectangular
2" x 10" Plate, Keyed
Aurora Lever
Flat Black (FB)


Rectangular
1½" x 11"


Rectangular
2" x 10"

Sandcast Bronze Lever Options



Aurora Lever (AR)



Cimarron Lever (CR)



Cody Lever (CD)



Durango Lever (D)



Montrose Lever (MT)



Teton Lever (TT)

Finish Options



DB

FB

MB

SP

Sandcast Bronze



Arched
2" x 10" Plate, Keyed
Durango Lever
Medium Bronze (MB)

Arched
1½" x 11" Plate, Non-Keyed
Teton Lever
Silver Patina (SP)



Sandcast Bronze Lever Options



Aurora Lever (AR)



Cimarron Lever (CR)



Cody Lever (CD)



Durango Lever (D)



Montrose Lever (MT)



Teton Lever (TT)

Finish Options



DB



FB



MB



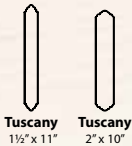
SP

Tuscany Bronze



Tuscany
1½" x 11" Plate, Non-Keyed
Napoli Lever
Flat Black (FB)


Tuscany
2" x 10" Plate, Keyed
Medici Lever
Medium Bronze (MB)



Tuscany Lever Options

- | | | |
|-------------------------|------------------------------------|------------------------------------|
| | | |
| Art Nouveau Lever (ANL) | Dakota Black Leather Lever (BLKDK) | Dakota Brown Leather Lever (BRNDK) |
| | | |
| Medici Lever (MDI) | Napoli Lever (NA) | Octagon Lever (OCL) |
| | | |
| Padua Lever (PD) | | |

Finish Options



Choose Trimsets For 7 Door & Lock Configurations

*Both Keyed And Non-Keyed Functions
Available For Each Configuration*

Door Configuration #1

American Cylinder Hub Below Handle, 3 $\frac{5}{8}$ " Center to Center

*ref. Atrium®, G-U®, KML by Andersen®, Marvin Integrity®,
Paddock Lockmaster™, Superior®*

Door Configuration #2

American Cylinder Hub Above Handle, 3 $\frac{5}{8}$ " Center to Center

ref. BiltBest®, G-U®, Hurd® (Energy Saver)

Door Configuration #3

American Cylinder Hub Above Handle, 4 $\frac{1}{8}$ " Center to Center

ref. Andersen®

Door Configuration #4

American Cylinder Hub Above Handle, 3 $\frac{5}{8}$ " Center to Center

*ref. Ashland®, Caradco®, Jeldwen® Customer Collection
(formerly Pozzi®), Marvin®, Milgard®, PGT®, Weathershield®*

Door Configuration #5

Euro Profile Cylinder Below Handle, 3 $\frac{5}{8}$ " Center to Center

*ref. Crestline®, Hoppe®, Hurd®, JELD-WEN®, KFV®, Kolbe &
Kolbe®, Lincoln®, Loewen®, Paddock Lockmaster™,
Peachtree®, Premium Collection (formerly Norco®), Semco®,
Sierra Pacific®, Signature®, Simpson®, Therma-Tru®,
Vetter®, Willmar®, Windsor®, Weathershield®*

Door Configuration #6

American Cylinder Hub Below Handle, 3 $\frac{5}{8}$ " Center to Center

ref. Pella®

Door Configuration #7

American Cylinder Hub Above Handle, 6" Center to Center

ref. W&F MANUFACTURING® (AKA Trillanium®)

Disclaimer:

Door Manufacturers listed under each configuration are for reference only and are subject to change. Some retro fitting may be necessary. Please contact an Emtek authorized dealer to confirm product model.



EMTEK Products, Inc.
15250 E. Stafford Street
City of Industry • CA 91744
Tel: 800-356-2741 • 626-961-0413
Fax: 800-577-5771 • 626-336-2812
www.emtek.com

01 2011